



Location: CMA1b - Oil Street Site Office

Report on 24-hour TSP monitoring

Action Level ($\mu\text{g}/\text{m}^3$) - 176.7

Limit Level ($\mu\text{g}/\text{m}^3$) - 260

Date	Sampling Time	Weather Condition	Filter paper no.	Filter Weight, g		Elapse Time, hr		Sampling Time, hr	Flow Rate, m^3/min			Total Volume, m^3	TSP Level, $\mu\text{g}/\text{m}^3$
				Initial	Final	Initial	Final		Initial, Q_{si}	Final, Q_{sf}	Average		
28-Dec-13	8:00	Fine	005937	2.6668	2.9234	3921.02	3945.02	24.00	1.34	1.34	1.34	1926	133
3-Jan-14	8:00	Fine	005948	2.6381	2.9659	3948.02	3972.02	24.00	1.33	1.33	1.33	1911	172
9-Jan-14	8:00	Cloudy	006394	2.6676	2.8890	3975.02	3999.02	24.00	1.33	1.33	1.33	1921	115
15-Jan-14	8:00	Fine	007573	2.6586	2.8205	4002.02	4026.02	24.00	1.34	1.34	1.34	1925	84
20-Jan-14	8:00	Fine	007574	2.6471	2.9046	4029.02	4053.02	24.00	1.37	1.37	1.37	1977	130
24-Jan-14	8:00	Fine	007582	2.6669	2.8155	4056.02	4080.02	24.00	1.39	1.39	1.39	1998	74

Report on 1-hour TSP monitoring

Action Level ($\mu\text{g}/\text{m}^3$) - 320.1

Limit Level ($\mu\text{g}/\text{m}^3$) - 500

Date	Sampling Time	Weather Condition	Filter paper no.	Filter Weight, g		Elapse Time, hr		Sampling Time, hr	Flow Rate, m^3/min			Total Volume, m^3	TSP Level, $\mu\text{g}/\text{m}^3$
				Initial	Final	Initial	Final		Initial, Q_{si}	Final, Q_{sf}	Average		
30-Dec-13	8:10	Fine	005940	2.6563	2.6734	3946.02	3947.02	1.00	1.34	1.34	1.34	80	213
30-Dec-13	9:15	Fine	005942	2.6314	2.6506	3947.02	3948.02	1.00	1.34	1.34	1.34	80	240
30-Dec-13	10:20	Fine	005944	2.6619	2.6824	3948.02	3949.02	1.00	1.34	1.34	1.34	80	256
4-Jan-14	8:33	Fine	005946	2.6454	2.6646	3972.02	3973.02	1.00	1.33	1.33	1.33	80	241
4-Jan-14	9:45	Fine	005914	2.6287	2.6455	3973.02	3974.02	1.00	1.33	1.33	1.33	80	211
4-Jan-14	10:50	Fine	005975	2.6241	2.6461	3974.02	3975.02	1.00	1.33	1.33	1.33	80	276
10-Jan-14	8:23	Cloudy	007598	2.6230	2.6369	3999.02	4000.02	1.00	1.33	1.33	1.33	80	174
10-Jan-14	9:27	Cloudy	007600	2.6518	2.6650	4000.02	4001.02	1.00	1.33	1.33	1.33	80	165
10-Jan-14	10:40	Cloudy	007602	2.6561	2.6653	4001.02	4002.02	1.00	1.33	1.33	1.33	80	115
16-Jan-14	8:20	Fine	007416	2.6566	2.6625	4026.02	4027.02	1.00	1.34	1.34	1.34	80	74
16-Jan-14	9:25	Fine	007418	2.6792	2.6870	4027.02	4028.02	1.00	1.34	1.34	1.34	80	97
16-Jan-14	10:30	Fine	007498	2.6393	2.6442	4028.02	4029.02	1.00	1.34	1.34	1.34	80	61
21-Jan-14	9:50	Fine	007577	2.6541	2.6673	4053.02	4054.02	1.00	1.39	1.39	1.39	84	158
21-Jan-14	10:52	Fine	007578	2.6521	2.6646	4054.02	4055.02	1.00	1.39	1.39	1.39	84	150
21-Jan-14	13:00	Fine	007580	2.6400	2.6550	4055.02	4056.02	1.00	1.39	1.39	1.39	84	180
25-Jan-14	8:22	Cloudy	007586	2.6288	2.6343	4080.02	4081.02	1.00	1.39	1.39	1.39	83	66
25-Jan-14	9:27	Cloudy	007588	2.6421	2.6502	4081.02	4082.02	1.00	1.39	1.39	1.39	83	97
25-Jan-14	10:33	Cloudy	007590	2.6494	2.6531	4082.02	4083.02	1.00	1.39	1.39	1.39	83	44



Location: CMA2a - Causeway Bay Community Centre

Report on 24-hour TSP monitoring
 Action Level ($\mu\text{g}/\text{m}^3$) - 169.5
 Limit Level ($\mu\text{g}/\text{m}^3$) - 260

Date	Sampling Time	Weather Condition	Filter paper no.	Filter Weight, g		Elapse Time, hr		Sampling Time, hr	Flow Rate, m^3/min			Total Volume, m^3	TSP Level, $\mu\text{g}/\text{m}^3$
				Initial	Final	Initial	Final		Initial, Q_{si}	Final, Q_{sf}	Average		
28-Dec-13	8:00	Fine	007532	2.6292	2.8432	13632.21	13656.21	24.00	1.36	1.36	1.36	1954	109
3-Jan-14	8:00	Fine	005947	2.6294	2.8285	13659.21	13683.21	24.00	1.34	1.35	1.35	1938	103
9-Jan-14	8:00	Cloudy	006395	2.6809	2.9030	13686.21	13710.21	24.00	1.35	1.35	1.35	1949	114
15-Jan-14	8:00	Fine	006385	2.5855	2.7535	13713.21	13737.21	24.00	1.36	1.36	1.36	1953	86
20-Jan-14	8:00	Fine	007575	2.6443	2.9016	13740.21	13764.21	24.00	1.35	1.36	1.35	1950	132
24-Jan-14	8:00	Fine	007583	2.6319	2.7280	13767.21	13791.21	24.00	1.31	1.31	1.31	1885	51

Report on 1-hour TSP monitoring
 Action Level ($\mu\text{g}/\text{m}^3$) - 323.4
 Limit Level ($\mu\text{g}/\text{m}^3$) - 500

Date	Sampling Time	Weather Condition	Filter paper no.	Filter Weight, g		Elapse Time, hr		Sampling Time, hr	Flow Rate, m^3/min			Total Volume, m^3	TSP Level, $\mu\text{g}/\text{m}^3$
				Initial	Final	Initial	Final		Initial, Q_{si}	Final, Q_{sf}	Average		
30-Dec-13	8:06	Fine	005941	2.6451	2.6644	13656.21	13657.21	1.00	1.35	1.35	1.35	81	237
30-Dec-13	9:10	Fine	005943	2.6543	2.6707	13657.21	13658.21	1.00	1.35	1.35	1.35	81	202
30-Dec-13	10:15	Fine	005945	2.6347	2.6543	13658.21	13659.21	1.00	1.35	1.35	1.35	81	241
4-Jan-14	8:45	Fine	005970	2.6451	2.6659	13683.21	13684.21	1.00	1.35	1.35	1.35	81	257
4-Jan-14	9:50	Fine	007569	2.6732	2.6827	13684.21	13685.21	1.00	1.35	1.35	1.35	81	118
4-Jan-14	10:55	Fine	005939	2.6475	2.6679	13685.21	13686.21	1.00	1.35	1.35	1.35	81	252
10-Jan-14	8:11	Cloudy	007597	2.6196	2.6289	13710.21	13711.21	1.00	1.35	1.35	1.35	81	114
10-Jan-14	9:19	Cloudy	007599	2.6315	2.6410	13711.21	13712.21	1.00	1.35	1.35	1.35	81	117
10-Jan-14	10:26	Cloudy	007601	2.6458	2.6546	13712.21	13713.21	1.00	1.35	1.35	1.35	81	108
16-Jan-14	8:09	Fine	007415	2.6681	2.6782	13737.21	13738.21	1.00	1.36	1.36	1.36	81	124
16-Jan-14	9:13	Fine	007417	2.6645	2.6678	13738.21	13739.21	1.00	1.36	1.36	1.36	81	41
16-Jan-14	10:20	Fine	007419	2.6565	2.6623	13739.21	13740.21	1.00	1.36	1.36	1.36	81	71
21-Jan-14	9:40	Fine	007576	2.6637	2.6753	13764.21	13765.21	1.00	1.36	1.36	1.36	81	143
21-Jan-14	10:55	Fine	007579	2.6619	2.6654	13765.21	13766.21	1.00	1.36	1.36	1.36	81	43
21-Jan-14	13:00	Fine	007581	2.6354	2.6502	13766.21	13767.21	1.00	1.36	1.36	1.36	81	182
25-Jan-14	8:30	Cloudy	007585	2.6315	2.6344	13791.21	13792.21	1.00	1.35	1.35	1.35	81	36
25-Jan-14	9:36	Cloudy	007587	2.6393	2.6459	13792.21	13793.21	1.00	1.35	1.35	1.35	81	82
25-Jan-14	10:42	Cloudy	007589	2.6708	2.6764	13793.21	13794.21	1.00	1.35	1.35	1.35	81	69



Location: CMA3a - CWB PRE Site Office Area

Report on 24-hour TSP monitoring

Action Level ($\mu\text{g}/\text{m}^3$) - 171

Limit Level ($\mu\text{g}/\text{m}^3$) - 260

Date	Sampling Time	Weather Condition	Filter paper no.	Filter Weight, g		Elapse Time, hr		Sampling Time, hr	Flow Rate, m^3/min			Total Volume, m^3	TSP Level, $\mu\text{g}/\text{m}^3$
				Initial	Final	Initial	Final		Initial, Q_{si}	Final, Q_{sf}	Average		
28-Dec-13	8:00	Fine	006471	2.7317	3.0684	1033.87	1057.87	24.00	1.42	1.42	1.42	2047	164
3-Jan-14	8:00	Fine	007525	2.6233	2.9673	1060.87	1084.87	24.00	1.41	1.41	1.41	2032	169
9-Jan-14	8:00	Cloudy	007512	2.6455	2.9139	1087.87	1111.87	24.00	1.42	1.42	1.42	2042	131
15-Jan-14	8:00	Fine	007572	2.6320	2.8376	1114.87	1138.87	24.00	1.42	1.42	1.42	2045	101
20-Jan-14	8:00	Fine	007768	2.6637	3.0081	1141.87	1165.87	24.00	1.42	1.42	1.42	2042	169
24-Jan-14	8:00	Fine	007773	2.6478	2.8303	1168.87	1192.87	24.00	1.42	1.41	1.41	2037	90

Report on 1-hour TSP monitoring

Action Level ($\mu\text{g}/\text{m}^3$) - 311.3

Limit Level ($\mu\text{g}/\text{m}^3$) - 500

Date	Sampling Time	Weather Condition	Filter paper no.	Filter Weight, g		Elapse Time, hr		Sampling Time, hr	Flow Rate, m^3/min			Total Volume, m^3	TSP Level, $\mu\text{g}/\text{m}^3$
				Initial	Final	Initial	Final		Initial, Q_{si}	Final, Q_{sf}	Average		
30-Dec-13	9:17	Fine	007530	2.6326	2.6423	1057.87	1058.87	1.00	1.39	1.39	1.39	83	117
30-Dec-13	10:23	Fine	007529	2.6328	2.6447	1058.87	1059.87	1.00	1.42	1.42	1.42	85	140
30-Dec-13	13:00	Fine	007527	2.6136	2.6319	1059.87	1060.87	1.00	1.39	1.39	1.39	83	220
4-Jan-14	8:20	Fine	006443	2.7984	2.8136	1084.87	1085.87	1.00	1.38	1.38	1.38	83	184
4-Jan-14	9:25	Fine	006447	2.7478	2.7645	1085.87	1086.87	1.00	1.41	1.41	1.41	85	197
4-Jan-14	10:30	Fine	007756	2.6570	2.6720	1086.87	1087.87	1.00	1.38	1.38	1.38	83	181
10-Jan-14	8:45	Cloudy	006392	2.6917	2.7164	1111.87	1112.87	1.00	1.42	1.42	1.42	85	290
10-Jan-14	9:49	Cloudy	006389	2.7026	2.7210	1112.87	1113.87	1.00	1.42	1.42	1.42	85	216
10-Jan-14	10:55	Cloudy	006387	2.6205	2.6351	1113.87	1114.87	1.00	1.42	1.42	1.42	85	172
16-Jan-14	9:20	Fine	007776	2.6274	2.6389	1138.87	1139.87	1.00	1.42	1.42	1.42	85	135
16-Jan-14	10:25	Fine	006388	2.6044	2.6174	1139.87	1140.87	1.00	1.42	1.42	1.42	85	153
16-Jan-14	13:00	Fine	007770	2.6388	2.6493	1140.87	1141.87	1.00	1.42	1.42	1.42	85	123
21-Jan-14	8:25	Fine	007772	2.6416	2.6573	1165.87	1166.87	1.00	1.42	1.42	1.42	85	184
21-Jan-14	9:30	Fine	007777	2.6457	2.6601	1166.87	1167.87	1.00	1.42	1.42	1.42	85	169
21-Jan-14	10:40	Fine	007778	2.6229	2.6372	1167.87	1168.87	1.00	1.42	1.42	1.42	85	168
25-Jan-14	8:25	Cloudy	004929	2.7857	2.7999	1192.87	1193.87	1.00	1.41	1.41	1.41	85	167
25-Jan-14	10:55	Cloudy	005934	2.6477	2.6634	1193.87	1194.87	1.00	1.41	1.41	1.41	85	185
25-Jan-14	13:00	Cloudy	007690	2.6509	2.6615	1194.87	1195.87	1.00	1.41	1.41	1.41	85	125



Location: CMA4a - SPCA

Report on 24-hour TSP monitoring

Action Level ($\mu\text{g}/\text{m}^3$) - 171.2

Limit Level ($\mu\text{g}/\text{m}^3$) - 260

Date	Sampling Time	Weather Condition	Filter paper no.	Filter Weight, g		Elapse Time, hr		Sampling Time, hr	Flow Rate, m^3/min			Total Volume, m^3	TSP Level, $\mu\text{g}/\text{m}^3$
				Initial	Final	Initial	Final		Initial, Q_{si}	Final, Q_{sf}	Average		
30-Dec-13	14:05	Fine	007524	2.6280	2.9455	17837.94	17861.94	24.00	1.36	1.36	1.36	1958	162
3-Jan-14	8:00	Fine	007519	2.6552	2.9811	17861.93	17885.93	24.00	1.35	1.35	1.35	1947	167
9-Jan-14	8:00	Cloudy	004910	2.7544	3.0075	17888.93	17912.93	24.00	1.36	1.36	1.36	1957	129
15-Jan-14	8:00	Fine	006386	2.6046	2.7005	17915.93	17939.93	24.00	1.36	1.36	1.36	1961	49
20-Jan-14	8:00	Fine	006326	2.6198	2.9401	17942.96	17966.96	24.00	1.37	1.37	1.37	1969	163
24-Jan-14	8:00	Fine	007781	2.6249	2.7918	17969.96	17993.96	24.00	1.36	1.36	1.36	1963	85

Due to electricity interruption, the 24hr TSP monitoring was rescheduled from 28 Dec 2013 to 30 Dec 2013.

Report on 1-hour TSP monitoring

Action Level ($\mu\text{g}/\text{m}^3$) - 312.5

Limit Level ($\mu\text{g}/\text{m}^3$) - 500

Date	Sampling Time	Weather Condition	Filter paper no.	Filter Weight, g		Elapse Time, hr		Sampling Time, hr	Flow Rate, m^3/min			Total Volume, m^3	TSP Level, $\mu\text{g}/\text{m}^3$
				Initial	Final	Initial	Final		Initial, Q_{si}	Final, Q_{sf}	Average		
30-Dec-13	9:03	Fine	007531	2.6226	2.6351	17834.94	17835.94	1.00	1.36	1.36	1.36	82	153
30-Dec-13	10:08	Fine	007528	2.6242	2.6379	17835.94	17836.94	1.00	1.36	1.36	1.36	82	168
30-Dec-13	13:00	Fine	007526	2.6375	2.6531	17836.94	17837.94	1.00	1.36	1.36	1.36	82	191
4-Jan-14	8:10	Fine	006449	2.7548	2.7681	17885.93	17886.93	1.00	1.35	1.35	1.35	81	164
4-Jan-14	9:15	Fine	006444	2.7886	2.8022	17886.93	17887.93	1.00	1.35	1.35	1.35	81	168
4-Jan-14	10:20	Fine	006448	2.7431	2.7563	17887.93	17888.93	1.00	1.35	1.35	1.35	81	163
10-Jan-14	8:40	Cloudy	006393	2.6869	2.7099	17912.93	17913.93	1.00	1.36	1.36	1.36	82	282
10-Jan-14	9:43	Cloudy	006391	2.6864	2.7047	17913.93	17914.93	1.00	1.36	1.36	1.36	82	224
10-Jan-14	10:45	Cloudy	006390	2.6869	2.7103	17914.93	17915.93	1.00	1.36	1.36	1.36	82	287
16-Jan-14	9:05	Fine	007775	2.6114	2.6167	17939.93	17940.93	1.00	1.36	1.36	1.36	82	65
16-Jan-14	10:15	Fine	007774	2.6367	2.6422	17940.93	17941.93	1.00	1.36	1.36	1.36	82	67
16-Jan-14	13:00	Fine	006325	2.6019	2.6082	17941.93	17942.93	1.00	1.36	1.36	1.36	82	77
21-Jan-14	8:15	Fine	007769	2.6775	2.6894	17966.96	17967.96	1.00	1.37	1.37	1.37	82	145
21-Jan-14	9:20	Fine	007779	2.6275	2.6403	17967.96	17968.96	1.00	1.37	1.37	1.37	82	156
21-Jan-14	10:25	Fine	007780	2.6002	2.6123	17968.96	17969.96	1.00	1.37	1.37	1.37	82	147
25-Jan-14	8:10	Cloudy	004911	2.7574	2.7682	17993.96	17994.96	1.00	1.36	1.36	1.36	82	132
25-Jan-14	9:14	Cloudy	006653	2.6443	2.6519	17994.96	17995.96	1.00	1.36	1.36	1.36	82	93
25-Jan-14	10:21	Cloudy	007718	2.6396	2.6506	17996.96	17997.96	1.00	1.36	1.36	1.36	82	135



Location: CMA5a - Children Garden opposite to Pedestrian Plaza

Report on 24-hour TSP monitoring

Action Level ($\mu\text{g}/\text{m}^3$) - 181
Limit Level ($\mu\text{g}/\text{m}^3$) - 260

Date	Sampling Time	Weather Condition	Filter paper no.	Filter Weight, g		Elapse Time, hr		Sampling Time, hr	Flow Rate, m^3/min			Total Volume, m^3	TSP Level, $\mu\text{g}/\text{m}^3$
				Initial	Final	Initial	Final		Initial, Q_{si}	Final, Q_{sf}	Average		
28-Dec-13	8:00	Fine	006307	2.6065	2.7471	18838.15	18862.15	24.00	1.33	1.33	1.33	1917	73
3-Jan-14	8:00	Fine	006015	2.6645	3.0059	18865.15	18889.15	24.00	1.32	1.32	1.32	1899	180
9-Jan-14	8:00	Cloudy	007760	2.6374	2.8263	18892.14	18916.14	24.00	1.33	1.33	1.33	1911	99
15-Jan-14	8:00	Fine	007604	2.6584	2.8034	18919.14	18943.14	24.00	1.33	1.33	1.33	1915	76
20-Jan-14	8:00	Fine	005997	2.6220	2.8804	18946.14	18970.14	24.00	1.37	1.37	1.37	1975	131
24-Jan-14	8:00	Fine	007743	2.6353	2.7761	18973.14	18997.14	24.00	1.33	1.33	1.33	1918	73

Report on 1-hour TSP monitoring

Action Level ($\mu\text{g}/\text{m}^3$) - 332
Limit Level ($\mu\text{g}/\text{m}^3$) - 500

Date	Sampling Time	Weather Condition	Filter paper no.	Filter Weight, g		Elapse Time, hr		Sampling Time, hr	Flow Rate, m^3/min			Total Volume, m^3	TSP Level, $\mu\text{g}/\text{m}^3$
				Initial	Final	Initial	Final		Initial, Q_{si}	Final, Q_{sf}	Average		
30-Dec-13	10:10	Fine	006398	2.6942	2.7176	18862.15	18863.15	1.00	1.37	1.37	1.37	82	285
30-Dec-13	13:00	Fine	006287	2.6051	2.6250	18863.15	18864.15	1.00	1.37	1.37	1.37	82	242
30-Dec-13	14:14	Fine	006009	2.6248	2.6479	18864.15	18865.15	1.00	1.37	1.37	1.37	82	281
4-Jan-14	8:10	Fine	007516	2.6533	2.6625	18889.15	18890.15	1.00	1.36	1.36	1.36	82	113
4-Jan-14	9:15	Fine	007592	2.6210	2.6320	18890.15	18891.15	1.00	1.36	1.36	1.36	82	135
4-Jan-14	10:20	Fine	004930	2.7654	2.7857	18891.15	18892.15	1.00	1.36	1.36	1.36	82	249
10-Jan-14	8:25	Cloudy	007507	2.6234	2.6293	18916.14	18917.14	1.00	1.33	1.33	1.33	80	74
10-Jan-14	9:30	Cloudy	007504	2.6547	2.6573	18917.14	18918.14	1.00	1.33	1.33	1.33	80	33
10-Jan-14	10:35	Cloudy	007501	2.6391	2.6487	18918.14	18919.14	1.00	1.33	1.33	1.33	80	121
16-Jan-14	10:55	Fine	006324	2.6260	2.6345	18943.14	18944.14	1.00	1.31	1.31	1.31	79	108
16-Jan-14	13:00	Fine	007802	2.6325	2.6396	18944.14	18945.14	1.00	1.31	1.31	1.31	79	90
16-Jan-14	14:05	Fine	007422	2.6652	2.6714	18945.14	18946.14	1.00	1.31	1.31	1.31	79	79
21-Jan-14	8:15	Fine	007495	2.6361	2.6453	18970.14	18971.14	1.00	1.37	1.37	1.37	82	112
21-Jan-14	9:26	Fine	007428	2.6678	2.6778	18971.14	18972.14	1.00	1.37	1.37	1.37	82	121
21-Jan-14	10:34	Fine	006343	2.6662	2.6794	18972.14	18973.14	1.00	1.37	1.37	1.37	82	160
25-Jan-14	8:47	Cloudy	007715	2.6329	2.6468	18997.14	18998.14	1.00	1.29	1.29	1.29	78	179
25-Jan-14	9:50	Cloudy	007661	2.6466	2.6545	18998.14	18999.14	1.00	1.29	1.29	1.29	78	102
25-Jan-14	10:52	Cloudy	007688	2.6326	2.6455	18999.14	19000.14	1.00	1.29	1.29	1.29	78	166



Location: MA1e - International Finance Centre (Eastern Wing)

Report on 24-hour TSP monitoring

Action Level ($\mu\text{g}/\text{m}^3$) - 173.4

Limit Level ($\mu\text{g}/\text{m}^3$) - 260

Date	Sampling Time	Weather Condition	Filter paper no.	Filter Weight, g		Elapse Time, hr		Sampling Time, hr	Flow Rate, m^3/min			Total Volume, m^3	TSP Level, $\mu\text{g}/\text{m}^3$
				Initial	Final	Initial	Final		Initial, Q_{si}	Final, Q_{sf}	Average		
28-Dec-13	8:00	Fine	007786	2.6447	2.9259	14540.92	14564.92	24.00	1.36	1.36	1.36	1957	144
3-Jan-14	8:00	Fine	005977	2.6425	2.9785	14567.92	14591.92	24.00	1.35	1.35	1.35	1941	173
9-Jan-14	8:00	Cloudy	006018	2.6300	2.8208	14594.91	14618.91	24.00	1.35	1.36	1.36	1951	98
15-Jan-14	8:00	Fine	006003	2.6236	2.7647	14621.91	14645.91	24.00	1.36	1.36	1.36	1956	72
20-Jan-14	8:00	Fine	007424	2.6898	2.9756	14648.91	14672.91	24.00	1.35	1.35	1.35	1943	147
24-Jan-14	8:00	Fine	006374	2.6209	2.7454	14675.91	14699.91	24.00	1.35	1.34	1.34	1937	64

Report on 1-hour TSP monitoring

Action Level ($\mu\text{g}/\text{m}^3$) - 325.1

Limit Level ($\mu\text{g}/\text{m}^3$) - 500

Date	Sampling Time	Weather Condition	Filter paper no.	Filter Weight, g		Elapse Time, hr		Sampling Time, hr	Flow Rate, m^3/min			Total Volume, m^3	TSP Level, $\mu\text{g}/\text{m}^3$
				Initial	Final	Initial	Final		Initial, Q_{si}	Final, Q_{sf}	Average		
30-Dec-13	8:23	Fine	007610	2.6524	2.6666	14564.92	14565.92	1.00	1.39	1.39	1.39	84	170
30-Dec-13	9:33	Fine	005991	2.6509	2.6695	14565.92	14566.92	1.00	1.39	1.39	1.39	84	222
30-Dec-13	10:39	Fine	007611	2.6693	2.6788	14566.92	14567.92	1.00	1.39	1.39	1.39	84	114
4-Jan-14	8:10	Fine	006284	2.6298	2.6368	14591.92	14592.92	1.00	1.39	1.39	1.39	83	84
4-Jan-14	9:18	Fine	006282	2.6115	2.6267	14592.92	14593.92	1.00	1.39	1.39	1.39	83	183
4-Jan-14	10:26	Fine	006283	2.6084	2.6322	14593.92	14594.92	1.00	1.39	1.39	1.39	83	286
10-Jan-14	8:33	Cloudy	005994	2.6333	2.6481	14618.91	14619.91	1.00	1.39	1.39	1.39	84	177
10-Jan-14	9:41	Cloudy	006285	2.6354	2.6459	14619.91	14620.91	1.00	1.39	1.39	1.39	84	126
10-Jan-14	10:44	Cloudy	006014	2.6446	2.6574	14620.91	14621.91	1.00	1.39	1.39	1.39	84	153
16-Jan-14	8:29	Fine	007797	2.6303	2.6388	14645.91	14646.91	1.00	1.36	1.36	1.36	81	104
16-Jan-14	9:40	Fine	006441	2.7686	2.7768	14646.91	14647.91	1.00	1.36	1.36	1.36	81	101
16-Jan-14	10:46	Fine	007499	2.6459	2.6506	14647.91	14648.91	1.00	1.36	1.36	1.36	81	58
21-Jan-14	8:21	Fine	007714	2.6553	2.6718	14672.91	14673.91	1.00	1.35	1.35	1.35	81	204
21-Jan-14	9:32	Fine	007713	2.6370	2.6555	14673.91	14674.91	1.00	1.35	1.35	1.35	81	228
21-Jan-14	10:38	Fine	007712	2.6478	2.6658	14674.91	14675.91	1.00	1.35	1.35	1.35	81	222
25-Jan-14	8:09	Cloudy	006341	2.7005	2.7031	14699.91	14700.91	1.00	1.34	1.34	1.34	81	32
25-Jan-14	9:16	Cloudy	006311	2.6298	2.6368	14700.91	14701.91	1.00	1.34	1.34	1.34	81	87
25-Jan-14	10:23	Cloudy	006312	2.6177	2.6240	14701.91	14702.91	1.00	1.34	1.34	1.34	81	78



Location: MA1w - International Finance Centre (Western Wing)

Report on 24-hour TSP monitoring
Action Level ($\mu\text{g}/\text{m}^3$) - 173.4
Limit Level ($\mu\text{g}/\text{m}^3$) - 260

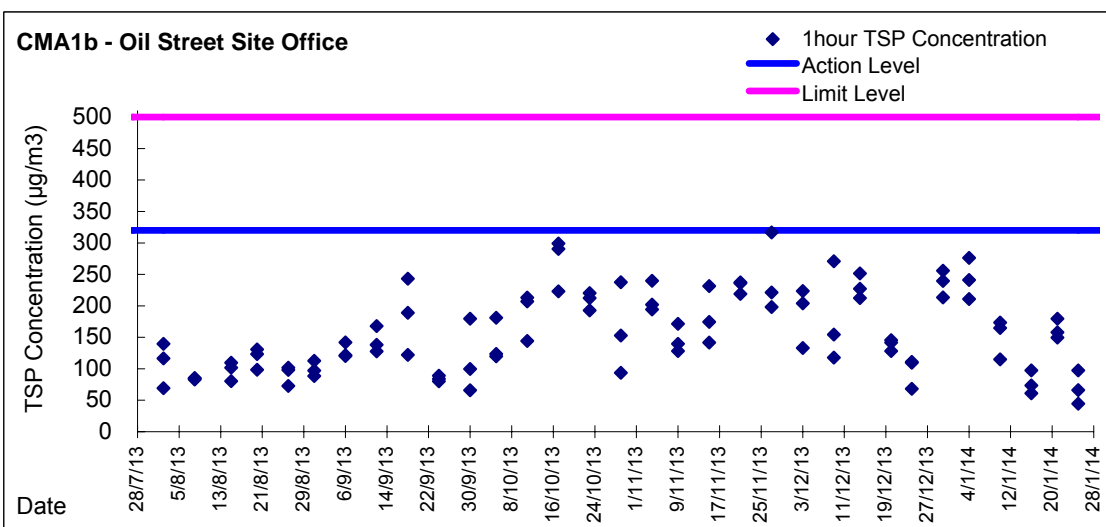
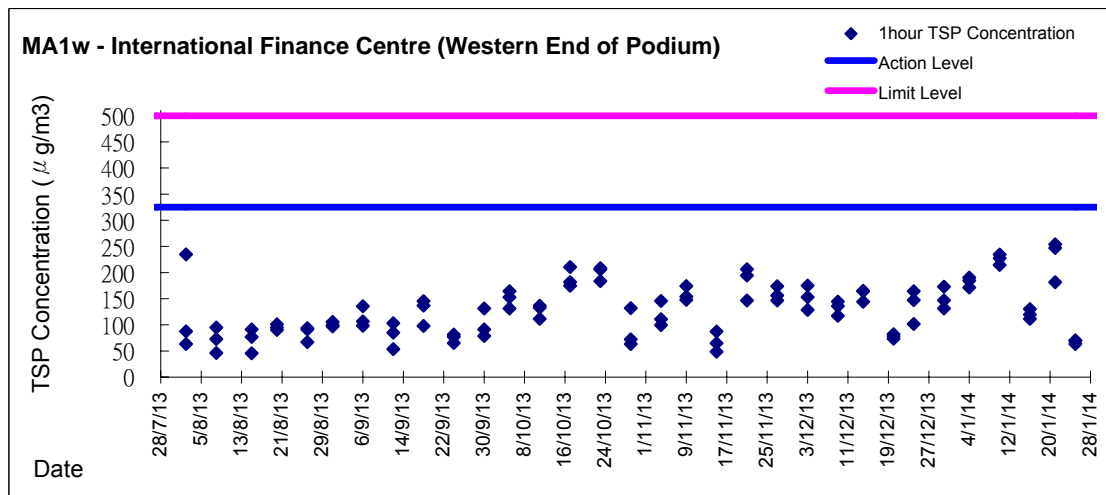
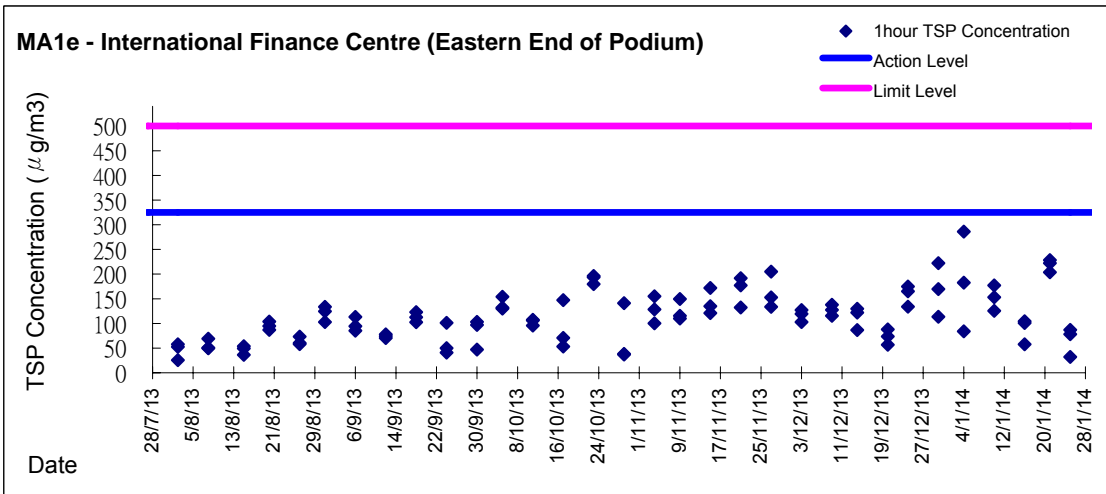
Date	Sampling Time	Weather Condition	Filter paper no.	Filter Weight, g		Elapse Time, hr		Sampling Time, hr	Flow Rate, m^3/min			Total Volume, m^3	TSP Level, $\mu\text{g}/\text{m}^3$
				Initial	Final	Initial	Final		Initial, Q_{si}	Final, Q_{sf}	Average		
28-Dec-13	8:00	Fine	007785	2.6540	2.9678	14590.94	14614.94	24.00	1.41	1.41	1.41	2030	155
3-Jan-14	8:00	Fine	005983	2.6391	2.9783	14617.94	14641.94	24.00	1.40	1.40	1.40	2014	168
9-Jan-14	8:00	Cloudy	005996	2.6354	2.8743	14644.93	14668.93	24.00	1.40	1.41	1.41	2024	118
15-Jan-14	8:00	Fine	006602	2.6178	2.7936	14671.93	14695.93	24.00	1.41	1.41	1.41	2028	87
20-Jan-14	8:00	Fine	007425	2.6640	2.9906	14698.93	14722.93	24.00	1.40	1.40	1.40	2021	162
24-Jan-14	8:00	Fine	006373	2.6329	2.7937	14725.93	14749.93	24.00	1.40	1.40	1.40	2014	80

Report on 1-hour TSP monitoring
Action Level ($\mu\text{g}/\text{m}^3$) - 325.1
Limit Level ($\mu\text{g}/\text{m}^3$) - 500

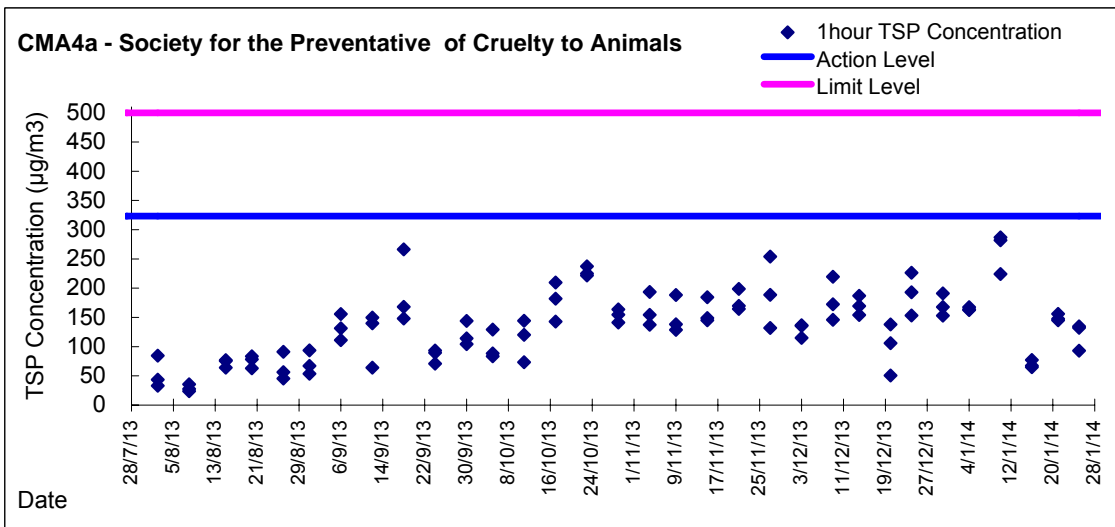
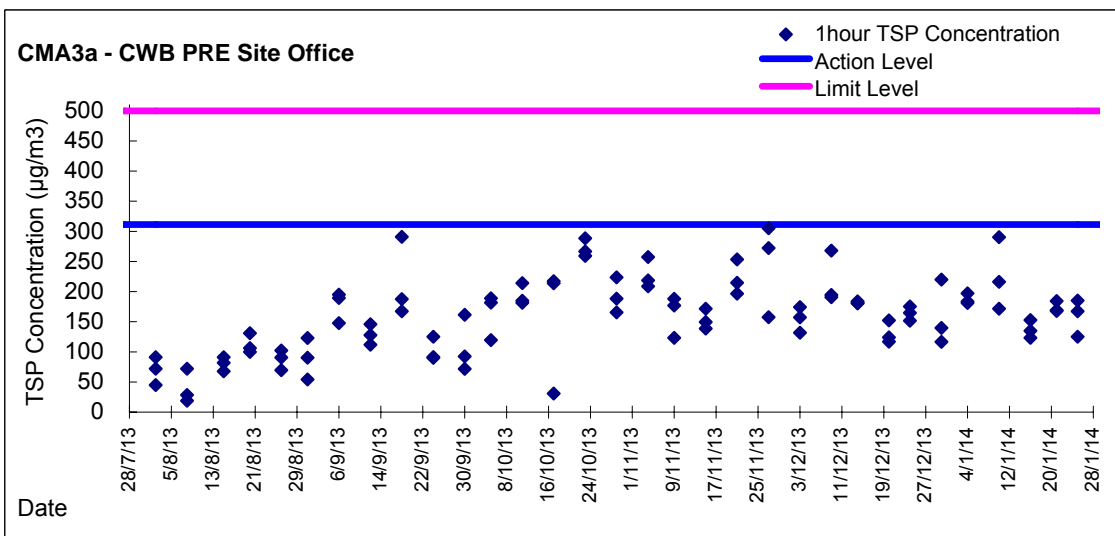
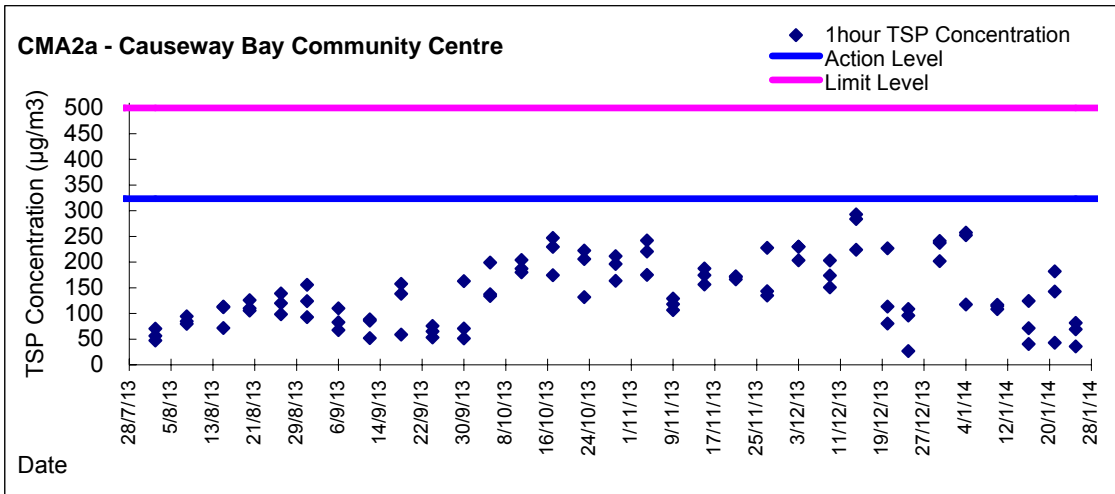
Date	Sampling Time	Weather Condition	Filter paper no.	Filter Weight, g		Elapse Time, hr		Sampling Time, hr	Flow Rate, m^3/min			Total Volume, m^3	TSP Level, $\mu\text{g}/\text{m}^3$
				Initial	Final	Initial	Final		Initial, Q_{si}	Final, Q_{sf}	Average		
30-Dec-13	8:31	Fine	007609	2.6239	2.6385	14614.94	14615.94	1.00	1.41	1.41	1.41	84	173
30-Dec-13	9:41	Fine	007608	2.6668	2.6792	14615.94	14616.94	1.00	1.41	1.41	1.41	84	147
30-Dec-13	10:48	Fine	007607	2.6671	2.6782	14616.94	14617.94	1.00	1.41	1.41	1.41	84	131
4-Jan-14	8:18	Fine	006288	2.6324	2.6468	14641.94	14642.94	1.00	1.40	1.40	1.40	84	171
4-Jan-14	9:26	Fine	006287	2.6420	2.6580	14642.94	14643.94	1.00	1.40	1.40	1.40	84	191
4-Jan-14	10:33	Fine	006286	2.6215	2.6370	14643.94	14644.94	1.00	1.40	1.40	1.40	84	185
10-Jan-14	8:40	Cloudy	005993	2.6322	2.6514	14668.93	14669.93	1.00	1.41	1.41	1.41	84	228
10-Jan-14	9:46	Cloudy	006008	2.6184	2.6365	14669.93	14670.93	1.00	1.41	1.41	1.41	84	214
10-Jan-14	10:50	Cloudy	006007	2.6179	2.6377	14670.93	14671.93	1.00	1.41	1.41	1.41	84	235
16-Jan-14	8:35	Fine	007800	2.6345	2.6455	14695.93	14696.93	1.00	1.41	1.41	1.41	84	130
16-Jan-14	9:43	Fine	007799	2.6288	2.6389	14696.93	14697.93	1.00	1.41	1.41	1.41	84	120
16-Jan-14	10:50	Fine	007798	2.6277	2.6371	14697.93	14698.93	1.00	1.41	1.41	1.41	84	111
21-Jan-14	8:31	Fine	007711	2.6277	2.6485	14722.93	14723.93	1.00	1.40	1.40	1.40	84	247
21-Jan-14	9:40	Fine	007710	2.6206	2.6420	14723.93	14724.93	1.00	1.40	1.40	1.40	84	254
21-Jan-14	10:44	Fine	006378	2.5971	2.6124	14724.93	14725.93	1.00	1.40	1.40	1.40	84	182
25-Jan-14	8:05	Cloudy	006336	2.6246	2.6305	14749.93	14750.93	1.00	1.40	1.40	1.40	84	70
25-Jan-14	9:13	Cloudy	006337	2.6429	2.6487	14750.93	14751.93	1.00	1.40	1.40	1.40	84	69
25-Jan-14	10:17	Cloudy	006338	2.6174	2.6227	14751.93	14752.93	1.00	1.40	1.40	1.40	84	63



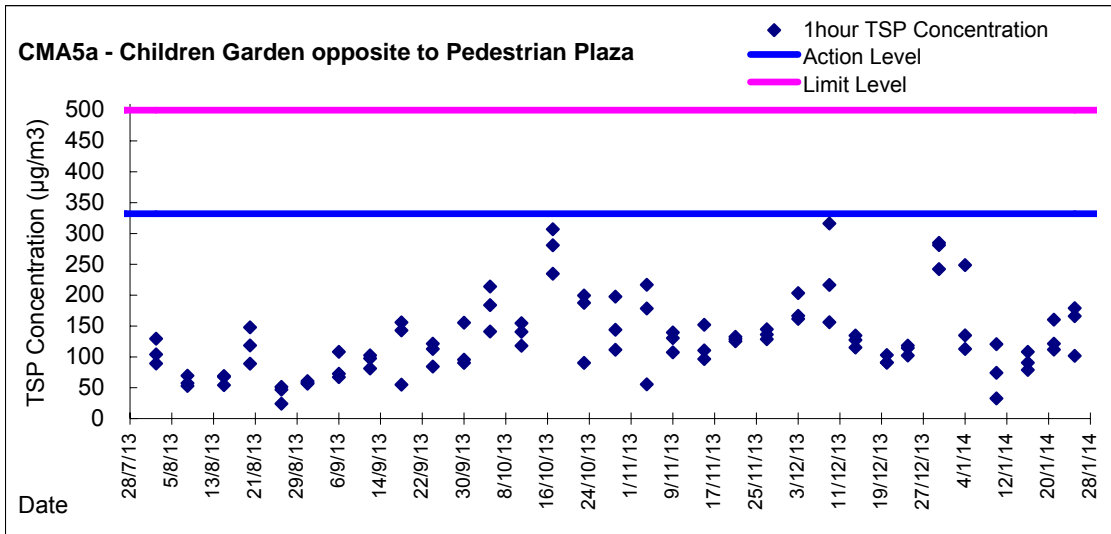
Graphic Presentation of 1 hour TSP Result



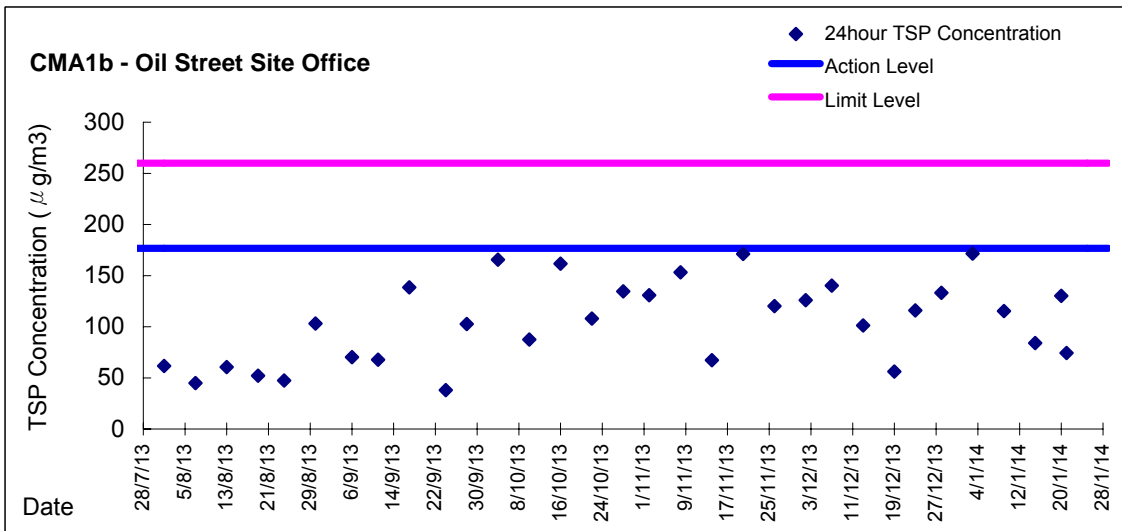
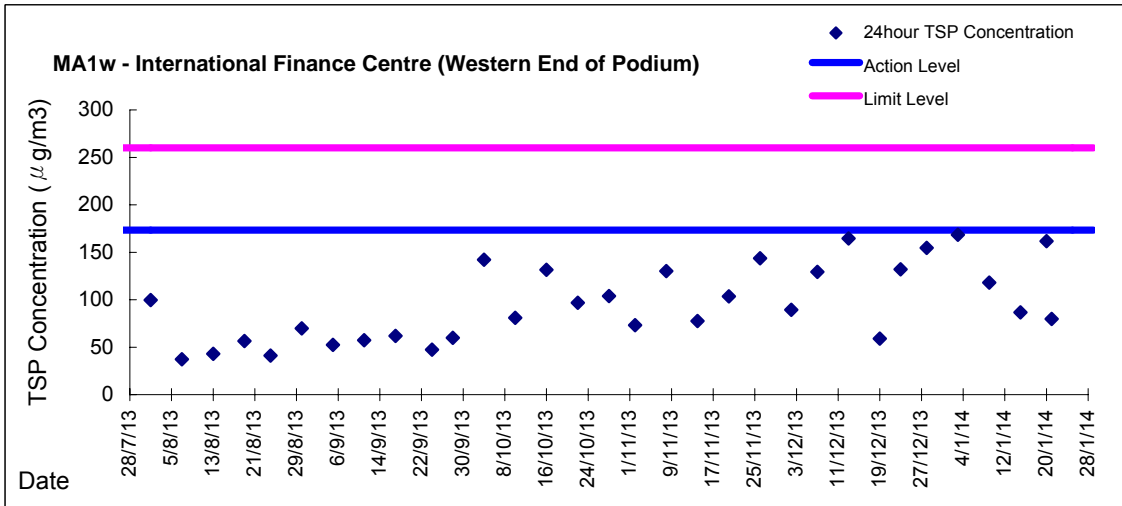
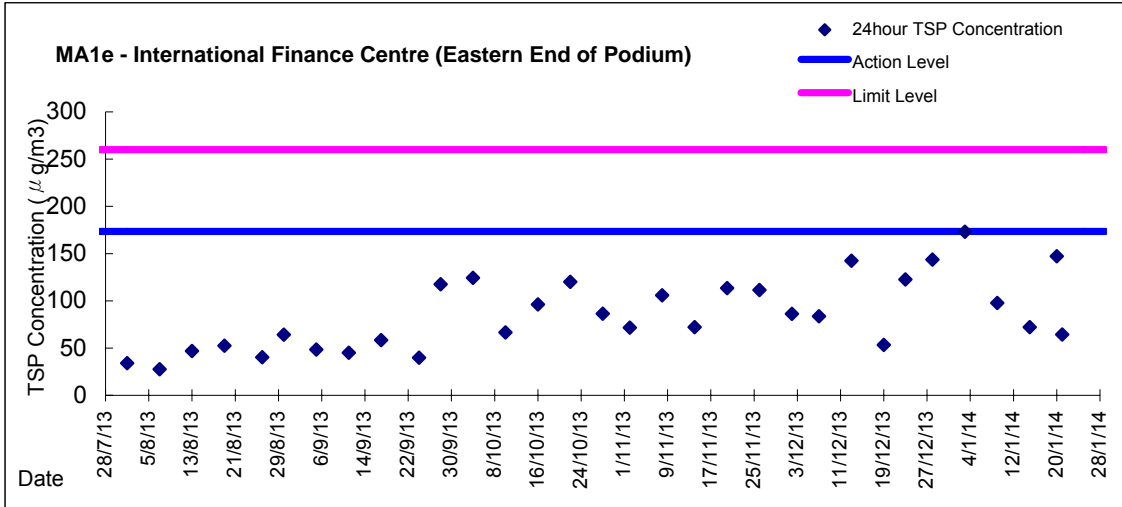
Graphic Presentation of 1 hour TSP Result



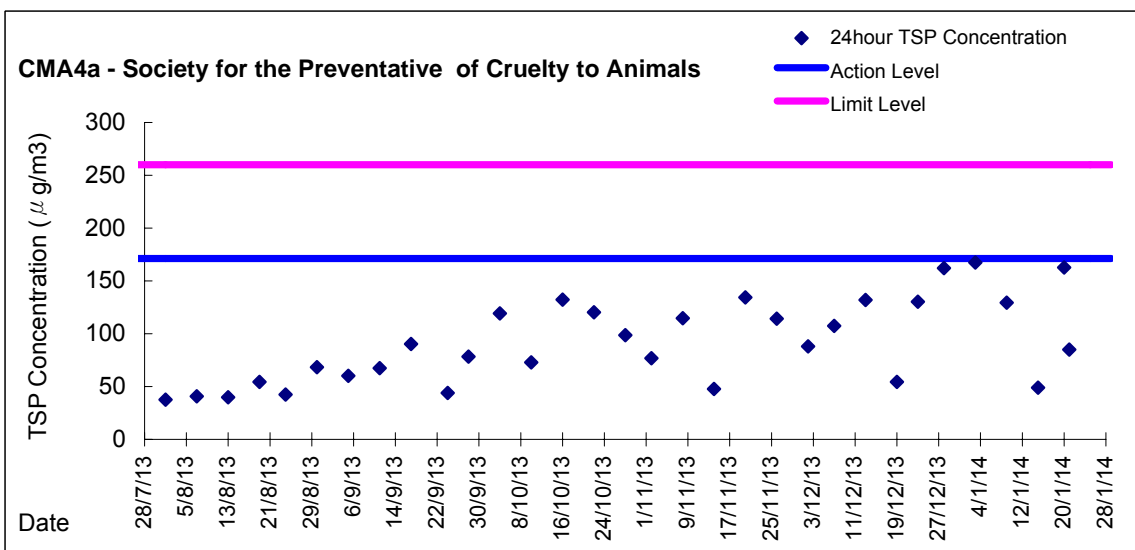
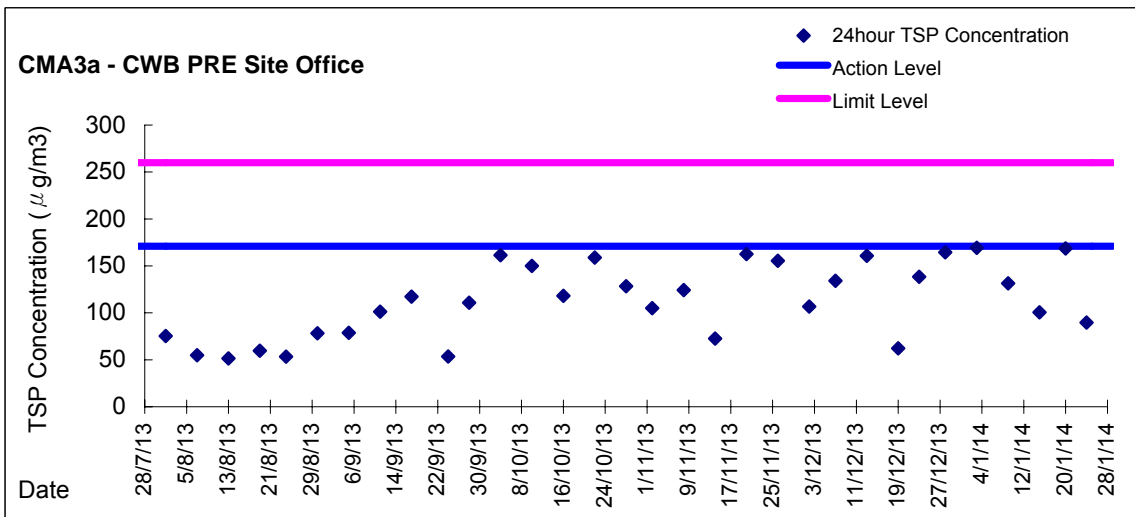
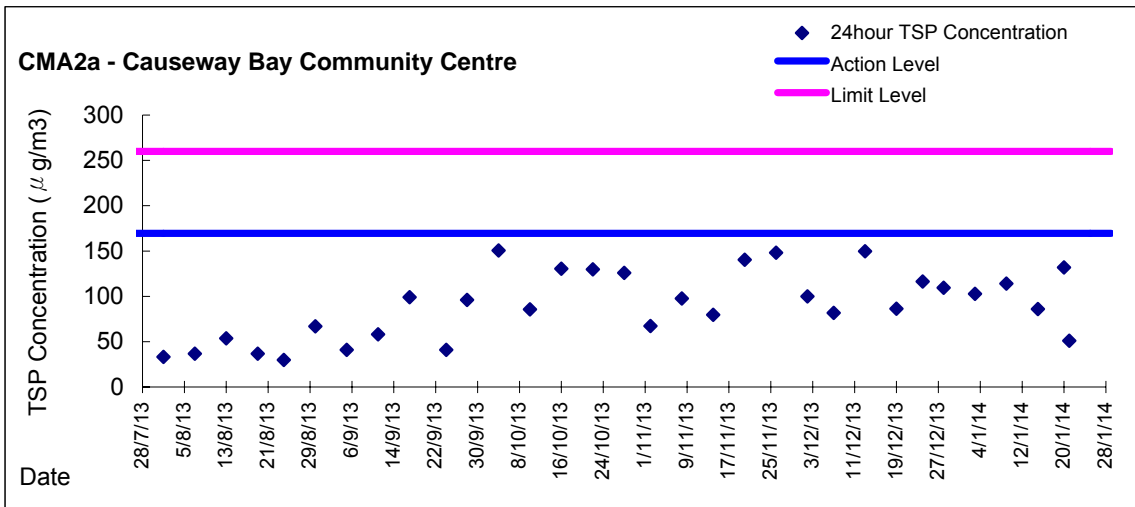
Graphic Presentation of 1 hour TSP Result



Graphic Presentation of 24 hour TSP Result



Graphic Presentation of 24 hour TSP Result



Graphic Presentation of 24 hour TSP Result

